

Free printable · Shapes · Ages 3 to 6

Build Wobblin a Bed

Wobblin is sleepy and needs a bed! Shape puzzles and picture mats for putting shapes together.

What's inside

- Shape puzzles: make a square, rectangle, circle and hexagon from smaller pieces
- The same puzzles without lines, for a challenge
- Build Wobblin's bed and house from cut-out shapes
- Draw a friend for Wobblin with shapes

Tips for grown-ups

- Cut the pieces out ahead of time if scissors are tricky.
- Print the pieces on card so they're easier to handle.
- Turning and flipping pieces is the learning. Let them try first.
- Store pieces in a zip bag for next time.

© 2026 EarlyChildhoodEduNet · earlychildhoodedu.net · Free for personal and single-classroom use



Put the pieces on top to make each shape!

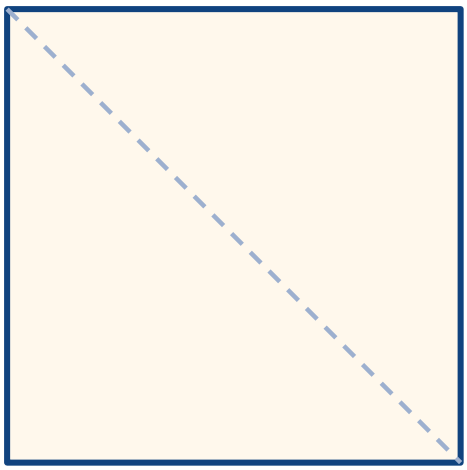

A square from 2 triangles

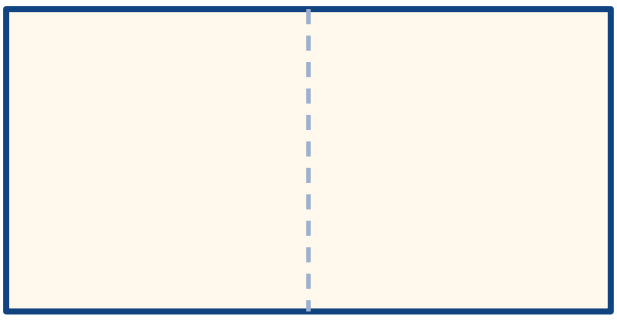

A rectangle from 2 squares

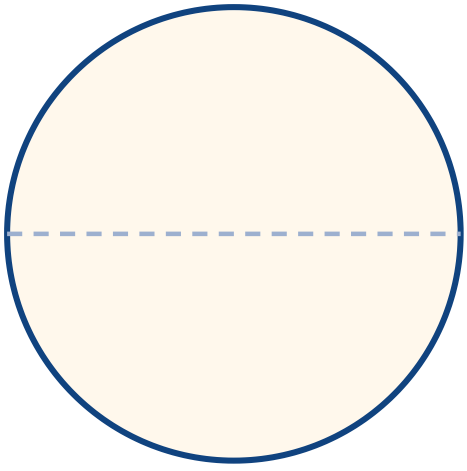

A circle from 2 semicircles

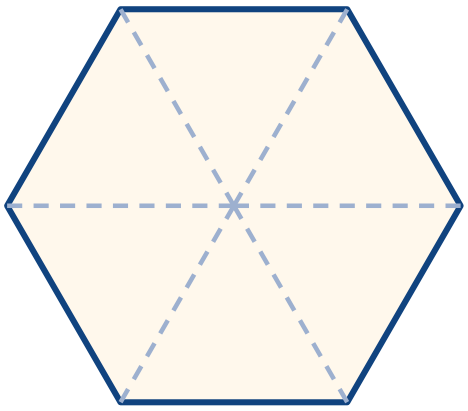

A hexagon from 6 triangles

Grown-up tip: Start with the lines page. Turning and flipping pieces to make them fit is exactly the skill. Let your child try before helping.

© 2026 EarlyChildhoodEduNet · earlychildhoodedu.net · Free for personal and single-classroom use



Hmm, the lines are gone! Can you still make each shape?



A square from 2 triangles



A rectangle from 2 squares



A circle from 2 semicircles

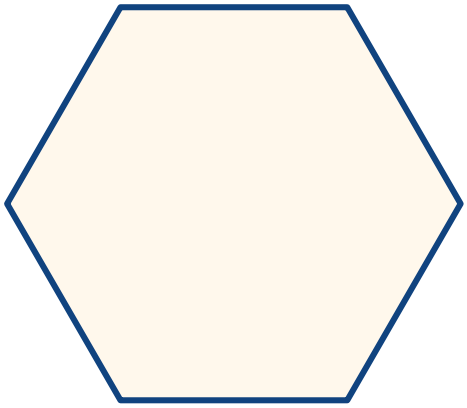

A hexagon from 6 triangles

Grown-up tip: Turning and flipping pieces to make them fit is exactly the skill. Let your child try before helping.

© 2026 EarlyChildhoodEduNet · earlychildhoodedu.net · Free for personal and single-classroom use



Cut out the puzzle pieces.

✂ Cut around each piece

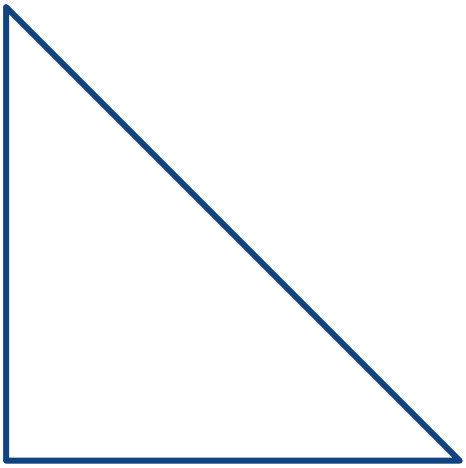











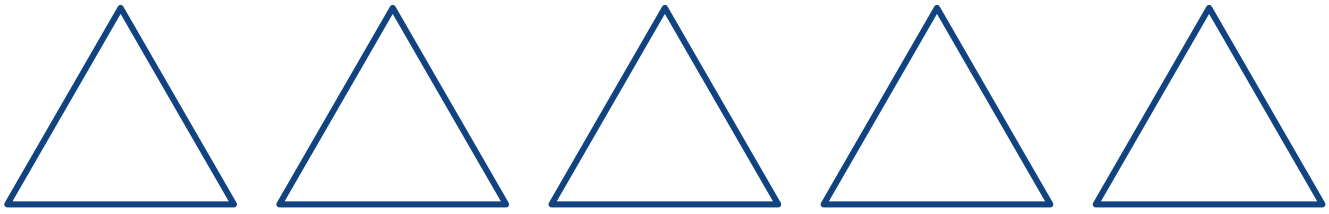



Build me a bed! Put each piece on its matching shape.



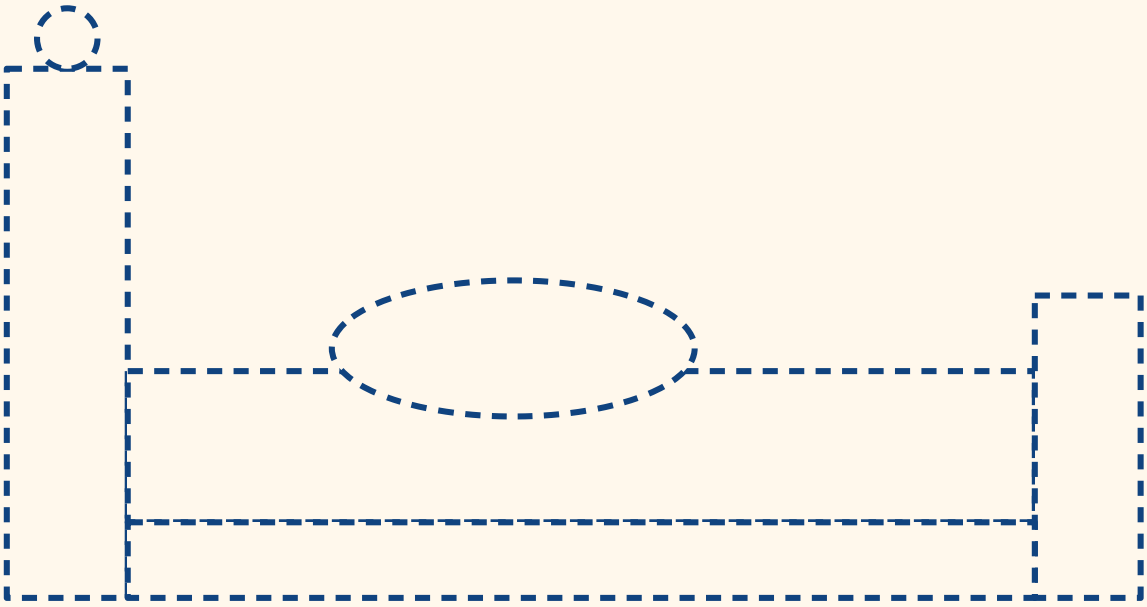

Grown-up tip: Name each piece as your child places it: "The mattress is a long rectangle." Then ask what other shapes they can see.

© 2026 EarlyChildhoodEduNet · earlychildhoodedu.net · Free for personal and single-classroom use



Now build my little house!





Grown-up tip: Name each piece as your child places it: "The mattress is a long rectangle." Then ask what other shapes they can see.

© 2026 EarlyChildhoodEduNet · earlychildhoodedu.net · Free for personal and single-classroom use



Cut out the pieces for the bed and the house.

✂ Cut around each piece. Colour them in first if you like!

© 2026 EarlyChildhoodEduNet · earlychildhoodedu.net · Free for personal and single-classroom use



Can you draw me a friend using shapes?



Draw Wobblin's new friend here. What shapes did you use?

© 2026 EarlyChildhoodEduNet · earlychildhoodedu.net · Free for personal and single-classroom use