

Free printable · Shapes · Ages 3 to 6

Wobblin's Shape Cards and Sorting

Twelve shape cards with sides and corners, plus a sorting mat with tricky cut-out shapes.

What's inside

- 12 shape cards: circle to trapezium, with sides, corners and a simple hint
- A sorting mat: round, 3 sides, 4 sides
- 15 cut-out shapes to sort, including tricky ones
- A shape tracker

Tips for grown-ups

- **Feely bag:** pop a card in a bag, describe it, guess the shape.
- **Shape snap:** print twice and play pairs.
- **Find one:** pick a card, find that shape in the room.
- **How do you know?** Ask for a reason, not just a name.

Print on card or laminate so they last.

© 2026 EarlyChildhoodEduNet · earlychildhoodedu.net · Free for personal and single-classroom use

✂ Cut along the dashed lines



circle

0 sides · 0 corners

Round all the way





square

4 sides · 4 corners

All 4 sides the same



triangle

3 sides · 3 corners

Any shape with 3 straight sides





rectangle

4 sides · 4 corners

2 long, 2 short sides

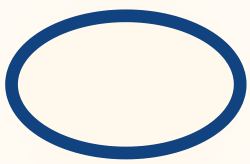

oval

0 sides · 0 corners

Like a stretched circle





rhombus (diamond)

4 sides · 4 corners

4 equal, slanted sides

© 2026 EarlyChildhoodEduNet · earlychildhoodedu.net · Free for personal and single-classroom use

✂ Cut along the dashed lines

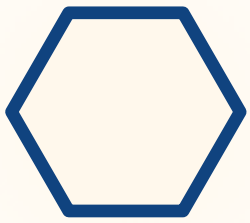

hexagon

6 sides · 6 corners

Like a honeycomb



semicircle

1 curved, 1 straight side

Half a circle

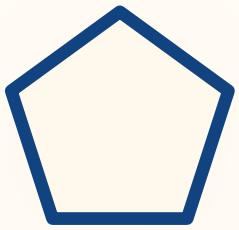

pentagon

5 sides · 5 corners

Like a house shape



octagon

8 sides · 8 corners

Like a stop sign



star

10 sides · 10 corners

5 points



trapezium

4 sides · 4 corners

2 sides go the same way

© 2026 EarlyChildhoodEduNet · earlychildhoodedu.net · Free for personal and single-classroom use



Help me sort the shapes! Round ones, 3 sides or 4 sides?

Round

No corners at all

3 sides

3 straight sides, 3 corners

4 sides

4 straight sides, 4 corners

Grown-up tip: Count the sides together by running a finger along each one. Turned and stretched shapes still belong in the same group.

© 2026 EarlyChildhoodEduNet · earlychildhoodedu.net · Free for personal and single-classroom use



Cut out the shapes, then sort them onto the mat.

✂ Cut along the dashed lines

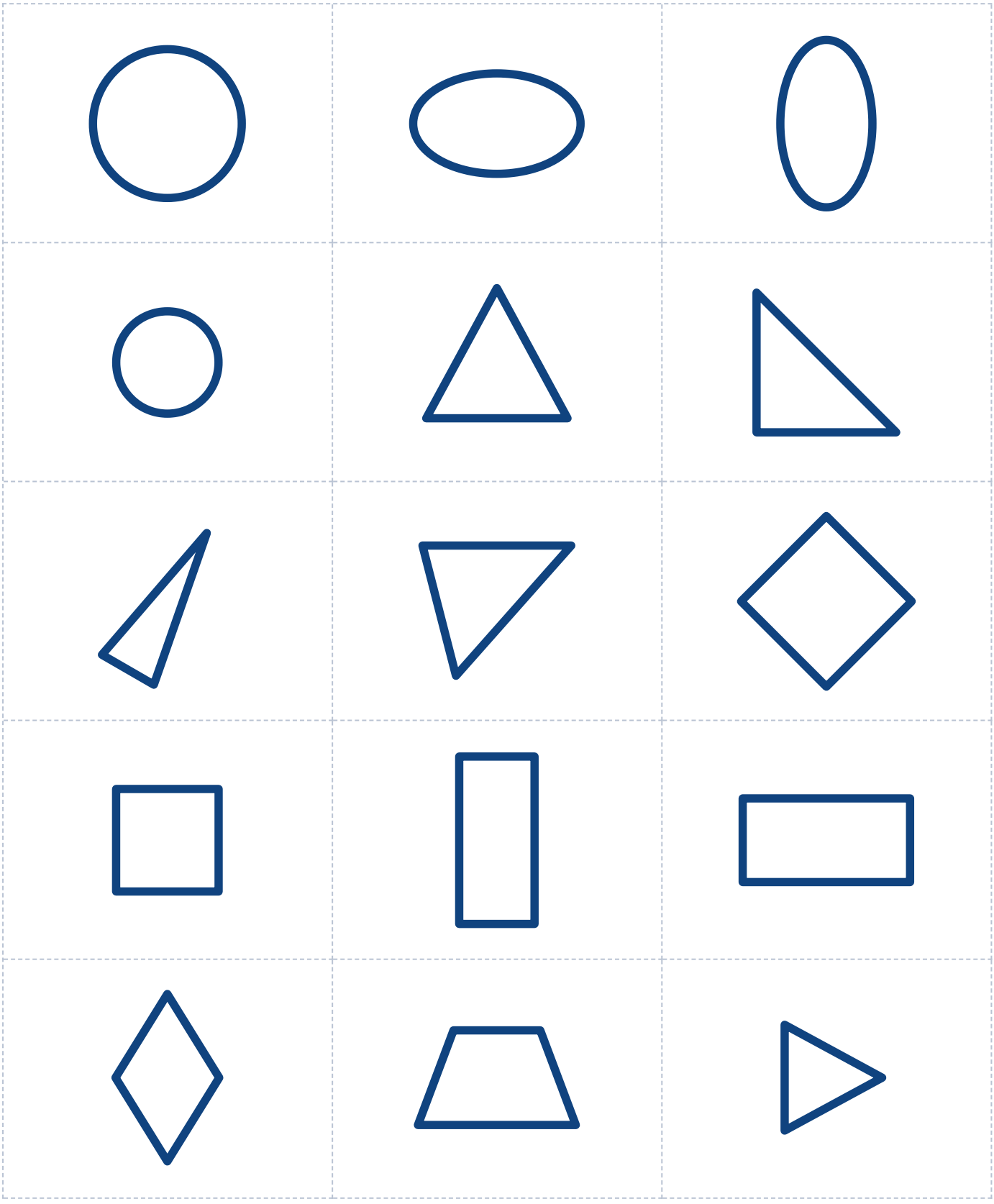

© 2026 EarlyChildhoodEduNet · earlychildhoodedu.net · Free for personal and single-classroom use



Which shapes do you know now?

Colour each shape when you can name it and find one at home.



circle



square



triangle



rectangle



oval



rhombus

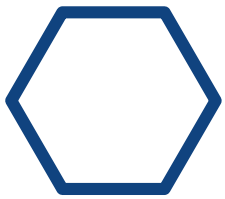

hexagon



semicircle

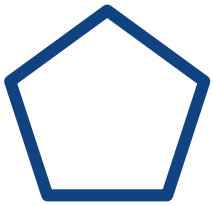

pentagon

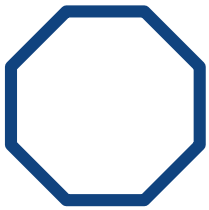

octagon



star



trapezium

Name _____

© 2026 EarlyChildhoodEduNet · earlychildhoodedu.net · Free for personal and single-classroom use