

Free printable · Shapes · Ages 3 to 6

Wobblin's Shape Hunt

Wobblin is exploring the park, and the shapes keep playing tricks on him! Eight hunting pages, one shape at a time.

What's inside

- 8 shape hunt pages: circle, square, triangle, rectangle, oval, rhombus, hexagon and semicircle
- "Tricky" shapes on purpose: turned, stretched, big and small
- A shape tracker
- The same calm layout on every page

Tips for grown-ups

- One page at a time is plenty.
- Talk about sides and corners: "It has 3 straight sides, so it's a triangle, even upside down."
- Use a crayon, dot marker or counters.
- Follow up by hunting for the shape around your home.

© 2026 EarlyChildhoodEduNet · earlychildhoodedu.net · Free for personal and single-classroom use



Can you help me find every **circle**? Colour each one. Watch out for tricky ones!



circle



Grown-up tip: Tricky ones are turned, stretched or small. Ask, "How do you know?" and count the sides together.

How many?

© 2026 EarlyChildhoodEduNet · earlychildhoodedu.net · Free for personal and single-classroom use



Can you help me find every **square**? Colour each one. Watch out for tricky ones!

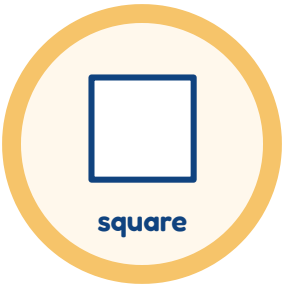

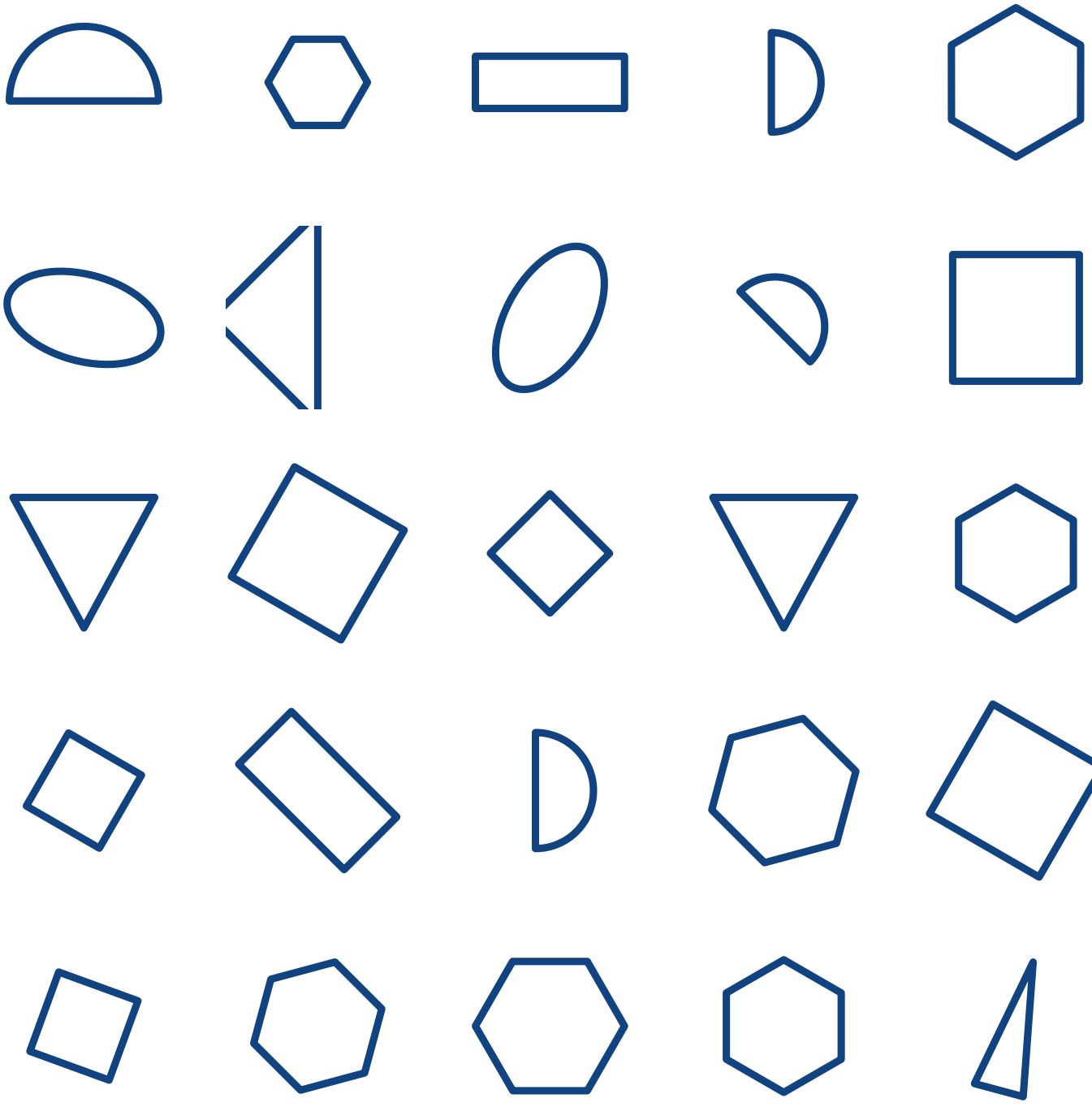

Grown-up tip: Tricky ones are turned, stretched or small. Ask, "How do you know?" and count the sides together.

How many?

© 2026 EarlyChildhoodEduNet · earlychildhoodedu.net · Free for personal and single-classroom use



Can you help me find every **triangle**? Colour each one. Watch out for tricky ones!





Grown-up tip: Tricky ones are turned, stretched or small. Ask, "How do you know?" and count the sides together.

How many? ☐

© 2026 EarlyChildhoodEduNet · earlychildhoodedu.net · Free for personal and single-classroom use



Can you help me find every **rectangle**?
Colour each one. Watch out for tricky ones!





Grown-up tip: Tricky ones are turned, stretched or small. Ask, "How do you know?" and count the sides together.

How many? ☐

© 2026 EarlyChildhoodEduNet · earlychildhoodedu.net · Free for personal and single-classroom use



Can you help me find every **oval**? Colour each one. Watch out for tricky ones!

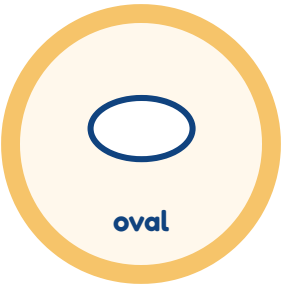



Grown-up tip: Tricky ones are turned, stretched or small. Ask, "How do you know?" and count the sides together.

How many? ☐

© 2026 EarlyChildhoodEduNet · earlychildhoodedu.net · Free for personal and single-classroom use



Can you help me find every **rhombus**? Colour each one. Watch out for tricky ones!





Grown-up tip: Tricky ones are turned, stretched or small. Ask, "How do you know?" and count the sides together.

How many? ☐

© 2026 EarlyChildhoodEduNet · earlychildhoodedu.net · Free for personal and single-classroom use



Can you help me find every **hexagon**? Colour each one. Watch out for tricky ones!





Grown-up tip: Tricky ones are turned, stretched or small. Ask, "How do you know?" and count the sides together.

How many? ☐

© 2026 EarlyChildhoodEduNet · earlychildhoodedu.net · Free for personal and single-classroom use



Can you help me find every **semicircle**?
Colour each one. Watch out for tricky ones!





Grown-up tip: Tricky ones are turned, stretched or small. Ask, "How do you know?" and count the sides together.

How many? ☐

© 2026 EarlyChildhoodEduNet · earlychildhoodedu.net · Free for personal and single-classroom use



Which shapes do you know?

Colour each shape when you can name it and find one at home.



circle



square



triangle



rectangle



oval



rhombus



hexagon



semicircle

Name _____

© 2026 EarlyChildhoodEduNet · earlychildhoodedu.net · Free for personal and single-classroom use